



Guardian

EMERGENCY EYEWASH & SHOWER TECHNOLOGY



Safety Solutions Catalog

Emergency Equipment that you need

Eyewashes | Eye/Face Washes | Eyewash/Drench Hose Units | Emergency Showers | Safety Stations | and More!

Guardian Equipment 312 447 8100 TELEPHONE
1140 N North Branch St 312 447 8101 FACSIMILE
Chicago, IL 60642 gesafety.com



The Guardian Advantage

Over the past 40 years, Guardian has worked tirelessly to establish itself as the industry's leading manufacturer of emergency eyewash and shower technology. We have developed a great sense of responsibility to our craft, our people and most importantly our customers. Our LEED gold-certified facility has set the industry standard of excellence, and *The Guardian Advantage* has become the backbone of our identity, and the driving force behind providing the ultimate customer experience.



Industry's Fastest Turnaround Time

This means you can place your order when you need your product, and not a moment sooner.



100% Factory Assembled and Tested

Guardian eyewashes are 100% assembled, inspected and water-tested before shipment, which means you receive the most reliable emergency equipment each time, every time.



Made in the USA

The finest emergency equipment in the world is engineered and meticulously crafted right here in the US. We're proud of our product quality, and even more proud to tell you we manufacture all our equipment in Chicago, IL.



Two-Year Warranty

All of our products are supported by an industry-leading two-year warranty. When you order emergency equipment from Guardian, you're not just receiving the world's most reliable safety equipment, you're receiving product from the industry leader who has the confidence to back it up.

This Safety Solutions Catalog features our best-selling items. Visit gesafety.com to view our complete product line. We look forward to sharing *The Guardian Advantage* with you.



Guardian

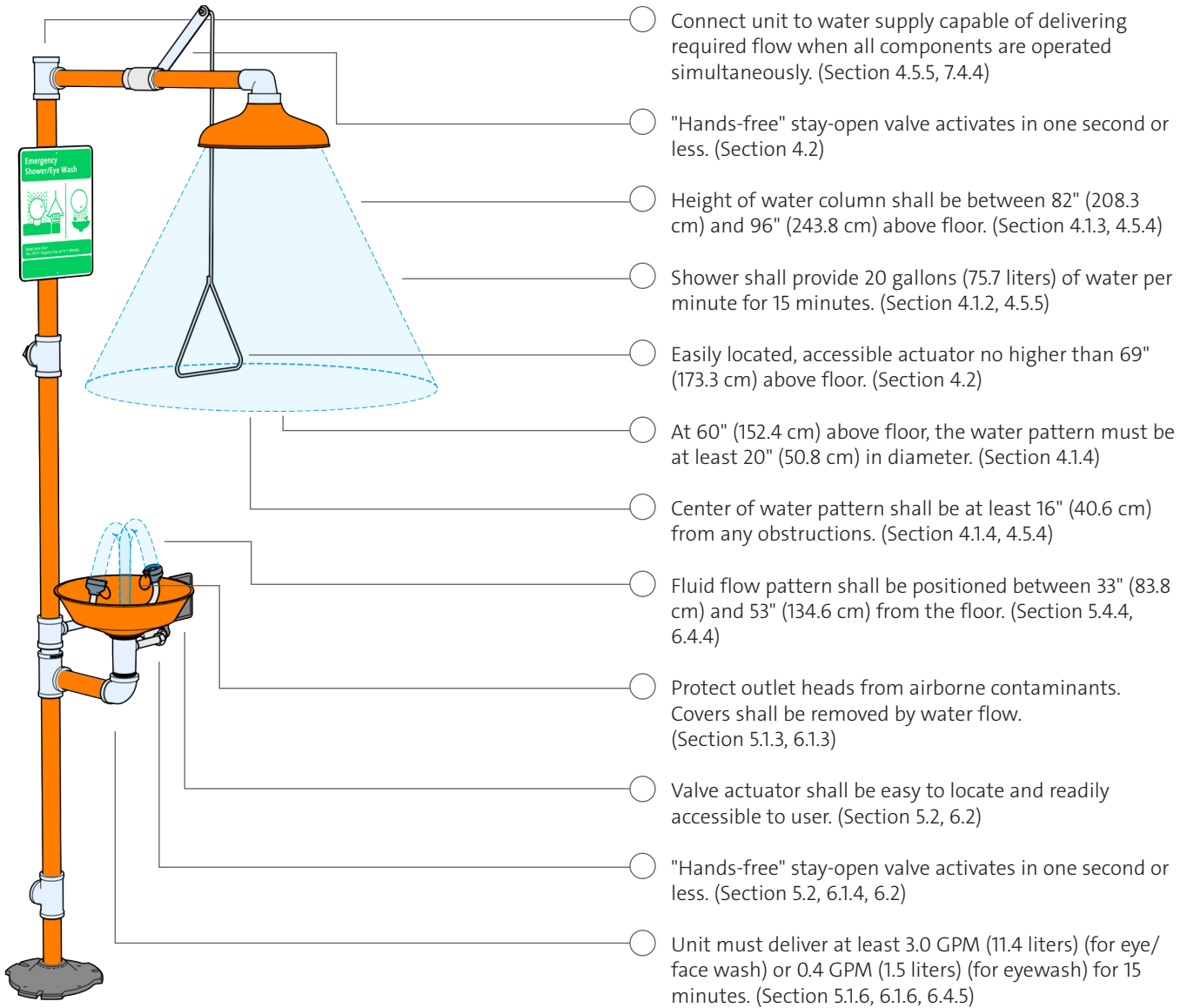
EMERGENCY EYEWASH & SHOWER TECHNOLOGY



ANSI Highlights

This checklist is a summary of the provisions of ANSI Z358.1-2014 relating to eye or eye/face wash and shower combination stations. Please refer to the standard for a complete listing of these provisions.


All Guardian safety stations are third-party certified to meet or exceed the provisions of ANSI Z358.1-2014.



LOCATION	Install safety station within 10 seconds (approximately 55 feet) of hazard, on the same level as hazard and with unobstructed travel path. (Section 7.4.2; B5)
IDENTIFICATION	Identify safety station with highly visible sign. Area around safety station shall be well-lit. (Section 7.4.3)
WATER TEMPERATURE	Water delivered by safety station shall be tepid (60-100°F). (Section 7.4.5; B6)
TRAINING	Instruct all employees in the location and proper use of safety station. (Section 7.5.4)
MAINTENANCE/INSPECTION	Activate safety station at least weekly. (Section 7.5.2; B7) Inspect annually for compliance with standard. (Section 7.5.5)



Guardian Equipment is proud to announce a new and innovative range of thermostatic mixing valves for use with emergency eyewash and shower equipment. The new Guardian valves are engineered specifically for the critical demands of emergency applications. They offer superior functionality and important advantages over valves currently in use today.





Guardian Equipment is a worldwide leader in the manufacture of emergency eyewash and shower technology. Our products are used in industrial plants, science laboratories, commercial institutions and other facilities all over the world. In the event of an accident or spill, Guardian products are relied upon to deliver high volumes of water to rinse away hazardous chemicals.

Guardian is pleased to introduce an updated and expanded range of 15 gallon portable eyewash and drench hose units. These units offer enhanced performance and versatility over older models of these units.

The older design units utilized a pressure regulator to regulate the water flow. The new units incorporate a flow control that consistently regulates the flow to achieve the full 15 minute flushing time required by ANSI Z358.1-2014 "Emergency Eyewash and Shower Equipment." This eliminates the need for any field

adjustment of the flow and removes the possibility that the flow might not comply with the standard.

Due to their rugged stainless steel construction, these units weigh 35 lbs. (15.9kg) when empty and 116 lbs. (52.6kg) when filled with water. They can therefore be difficult to handle and move. To address this issue, we are introducing new models that include either a stainless steel dolly or a hand truck. The dolly and hand truck make it easy to move the units to wherever a hazard is located. The units can also be handled easily when testing, refilling and maintenance are required.

For fifty years, Guardian has been the innovation leader in emergency eyewash and shower technology. We were the first to introduce a larger capacity portable unit to provide enhanced protection for employees working in remote areas or where a plumbed-in water source is not available. We are proud to continue this tradition with these enhanced portable units that better meet the needs of our customers.



Eyewashes

Quickly rinse contaminants from eyes.

- GS-Plus™ spray heads deliver water for effective flushing.
- 11-1/2" diameter ABS plastic or stainless steel (SS) bowl.
- Wall mount with included bracket or floor mount with included pedestal and floor flange.
- ANSI-compliant sign included.
- Units are assembled and water tested prior to shipment.

DESCRIPTION	MODEL
Eyewash, Wall Mounted, Plastic Bowl	G1814P
Eyewash, Wall Mounted, SS Bowl	G1814
Eyewash, Wall Mounted, SS Bowl with Cover	G1814BC
Eyewash, Pedestal Mounted, Plastic Bowl	G1825P
Eyewash, Pedestal Mounted, SS Bowl	G1825
Eyewash, Pedestal Mounted, SS Bowl with Cover	G1825BC
Eyewash, Wall Mounted, All-SS	G1891



G1814P
Eyewash, Wall Mounted, Plastic Bowl



G1825
Eyewash, Pedestal Mounted, SS Bowl



G1814BC
Eyewash, Wall Mounted, SS Bowl with Cover

Eye/Face Washes

Quickly rinse contaminants from eyes and face.

- Extra large FS-Plus™ spray heads deliver more water in a larger spray pattern for facial coverage.
- 11-1/2" diameter ABS plastic or stainless steel (SS) bowl.
- Wall mount with included bracket or floor mount with included pedestal and floor flange.
- ANSI-compliant sign included.
- Units are assembled and water tested prior to shipment.

DESCRIPTION	MODEL
Eye/Face Wash, Wall Mounted, Plastic Bowl	G1750P
Eye/Face Wash, Wall Mounted, SS Bowl	G1750
Eye/Face Wash, Wall Mounted, SS Bowl with Cover	G1750BC
Eye/Face Wash, Pedestal Mounted, Plastic Bowl	G1760P
Eye/Face Wash, Pedestal Mounted, SS Bowl	G1760
Eye/Face Wash, Pedestal Mounted, SS Bowl with Cover	G1760BC



G1750
Eye/Face Wash, Wall Mounted, SS Bowl



G1760
Eye/Face Wash, Pedestal Mounted, SS Bowl



G1750BC
Eye/Face Wash, Wall Mounted, SS Bowl with Cover

Swing-Away Eyewashes

Quickly rinse contaminants from eyes in lab environments.

- Units swing over sink to operational position for activation. Waste water deposits down sink drain.
- AutoFlow™ units activate water flow immediately as spray heads swing to operational position. Flag handle units must be depressed to activate water flow.
- G1849 mounts behind sink next to faucet and swings down to operational position.
- ANSI-compliant sign included.
- Units are assembled and water tested prior to shipment.

DESCRIPTION	MODEL
Eyewash, Deck Mounted, AutoFlow™, Right Hand	G1805
Eyewash, Deck Mounted, AutoFlow™, Left Hand	G1805LH
Eyewash, Deck Mounted, Flag Handle, Right Hand	G1806
Eyewash, Deck Mounted, Flag Handle, Left Hand	G1806LH
Eyewash, Deck Mounted, AutoFlow™, Swing-Down	G1849

G1805
Eyewash, Deck Mounted, AutoFlow™



G1806
Eyewash, Deck Mounted, Flag Handle



Eyewash/Drench Hose and Drench Hose Units

Rinse contaminants from eyes, face or body.

- Dual purpose units meet ANSI Z358.1 standard as eyewash and drench hose. Leave units in mount for hands-free fixed eyewash or remove to rinse any part of a user's eyes, face or body.
- G5025 and G5020 drench hose units only supplement ANSI compliant eyewash and shower equipment.
- 8' reinforced PVC hose included. G5014 includes 12' nylon hose for extra reach.
- Deck mount on countertop with included flange or wall mount with included bracket.
- ANSI-compliant sign included.
- Units are assembled and water tested prior to shipment.

EYEWASH/DRENCH HOSE UNIT DESCRIPTION	MODEL
Eyewash/Drench Hose Dual Purpose Unit, Deck Mounted	G5022
Eyewash/Drench Hose Dual Purpose Unit, Wall Mounted	G5026
Eyewash/Drench Hose Dual Purpose Unit, Wall Mounted, Flag Handle, 12' Hose	G5014

DRENCH HOSE UNIT DESCRIPTION	MODEL
Drench Hose Unit, Deck Mounted	G5020
Drench Hose Unit, Wall Mounted	G5025



G5022
Eyewash/Drench Hose Dual Purpose Unit, Deck Mounted



G5026
Eyewash/Drench Hose Dual Purpose Unit, Wall Mounted



G5020
Drench Hose Unit, Deck Mounted

Emergency Showers

Quickly wash away contaminants with full body flush.

- 10" diameter ABS plastic or stainless steel (SS) shower head.
- Galvanized pipe and fittings. All stainless steel (All-SS) for corrosive environments.
- Accommodate common water supply pipe locations with horizontal or vertical mounted units.
- ANSI-compliant sign included.

DESCRIPTION	MODEL
Emergency Shower, Vertically Mounted	G1635
Emergency Shower, Vertically Mounted, SS Head	G1635SSH
Emergency Shower, Horizontally Mounted	G1643
Emergency Shower, Horizontally Mounted, SS Head	G1643SSH
Emergency Shower, Horizontally Mounted, All-SS	G1691



Safety Stations

Combination eye or eye/face wash and shower station quickly washes contaminants from eyes, face and body.

- 10" diameter ABS plastic or stainless steel (All-SS) shower head.
- 11-1/2" diameter ABS plastic eye or eye/face wash bowl. Stainless steel (SS) bowl for high traffic environments. Stainless steel bowl with cover (SS Bowl with Cover) for added spray head protection.
- Galvanized pipe and fittings. All stainless steel (All-SS) models for corrosive and high traffic environments.
- ANSI-compliant sign included.
- Eye and eye/face wash assemblies are water tested prior to shipment.

DESCRIPTION	MODEL
Safety Station with Eyewash, Plastic Bowl	G1902P
Safety Station with Eyewash, SS Bowl	G1902
Safety Station with Eyewash, SS Bowl with Cover	G1902BC
Safety Station with Eye/Face Wash, Plastic Bowl	G1950P
Safety Station with Eye/Face Wash, SS Bowl	G1950
Safety Station with Eye/Face Wash, SS Bowl with Cover	G1950BC
Safety Station with Eyewash, All-SS	G1991
Safety Station with Eye/Face Wash, All-SS	G1996
Alarm for Safety Station	AP275-200



Portable Eyewashes

Quickly wash contaminants from eyes in low traffic areas, or where continuous supply of potable water is unavailable for plumbed units.

- Fill tanks with potable water and included G1540BA bacteriostatic additive. Replace water and additive every six months to ensure bacteria-free eyewash.
- G1562 includes eyewash and drench hose. Stainless steel pressurized tank is ideal for floor placement near any hazard or can be mounted on stainless steel dolly.
- G1540 gravity fed polyethylene unit includes eyewash only. Unit is wall mountable with included steel bracket.
- G1562HTR and G1540HTR heated units are ideal for cold weather environments down to -20°F.
- ANSI-compliant sign included.
- Units are assembled and water tested prior to shipment.

DESCRIPTION	MODEL
Portable Eyewash/Drench Hose Unit, 15 gallon	G1562
Portable Eyewash/Drench Hose Unit, 15 gallon with Heater and Insulation Jacket	G1562HTR
Portable Eyewash/Drench Hose Unit, 15 gallon with Dolly	G1562DOL
Portable Eyewash/Drench Hose Unit, 15 gallon with Hand Truck	G1562HAT
Portable Eyewash, Gravity-Fed, 16 gallon	G1540
Portable Eyewash, Gravity-Fed, 16 gallon with Heater and Insulation Jacket	G1540HTR
Bacteriostatic Additive, Replacement (Case of 4)	G1540BA-R



G1562
Portable
Eyewash/ Drench
Hose Unit



G1562DOL
Portable Eyewash/
Drench Hose Unit
with Dolly



G1540
Portable Eyewash,
Gravity-Fed



G1562HTR
Portable Eyewash/
Drench Hose Unit
with Heater and
Insulation Jacket

Faucet Mounted Eyewashes

Add-on eyewash allows faucet to be used as faucet or eyewash.

- Pull knob activates eyewash. Unit operates until knob is pushed back to original position.
- EyeSafe™ spray head outlets mount 3" apart to fit most faucets.
- EyeSafe-X™ large profile spray head outlets mount 5" apart to fit gooseneck faucets.
- G1200 and G1201 offer single motion activation with Faucet Control Valve. Faucet remains 'on' at preset temperature and flow of water is controlled by valve. Pull knob activates eyewash at any time regardless of control valve position.
- Units are assembled and water tested prior to shipment.

DESCRIPTION	MODEL
Faucet Mounted Eyewash, EyeSafe™ 3" spray head	G1100
Faucet Mounted Eyewash, EyeSafe-X™ 5" spray head	G1101
Faucet Mounted Eyewash, EyeSafe™ 3" spray head with Faucet Control Valve	G1200
Faucet Mounted Eyewash, EyeSafe-X™ 5" spray head with Faucet Control Valve	G1201

G1100
Faucet Mounted
Eyewash, EyeSafe™
3" spray head



G1201
Faucet Mounted
Eyewash, EyeSafe™
5" spray head with
Faucet Control Valve



Barrier-Free Units

ADA-compliant eye/face wash and shower equipment complies with requirements for wheelchair access.

- Eye/face wash units and safety stations include WideArea™ 4-way spray heads for maximum facial coverage.
- Showers and safety stations include extra long stainless steel pull rod for increased accessibility.
- ANSI-compliant sign included.
- Valve and spray head assemblies are fully water tested prior to shipment.

DESCRIPTION	MODEL
Emergency Shower, Barrier-Free	GBF1643
Eye/Face Wash, Barrier-Free	GBF1724
Safety Station, Barrier-Free	GBF1909
Safety Station, Barrier-Free, All-SS	GBF1994
Alarm for Safety Station	AP275-200




GBF1724
Eye/Face Wash,
Barrier-Free



GBF1909
Safety Station,
Barrier-Free



GBF1643
Emergency Shower,
Barrier-Free



Recessed Laboratory Units

Emergency eye/face wash and shower safety stations save space by recessing into wall behind stainless steel drain pan.

- Pulling 'panic bar' handle opens drain pan to horizontal position to expose and activate eye/face wash spray heads.
- Drain pan collects waste water during use and returns into cabinet for drainage.
- GBF2152 offers cost effective installation with drainage out the front of the unit.
- Shower activates by pulling 'panic bar' handle located next to eye/face wash drain pan.
- Fits into standard 3-5/8" deep walls.
- ANSI-compliant sign included.
- Units are assembled and water tested prior to shipment.

DESCRIPTION	MODEL
Recessed Safety Station with Drain Pan	GBF2150
Recessed Safety Station with Drain Pan, Daylight Drain	GBF2152
Modesty Curtain for Recessed Laboratory Units	AP250-065A
Alarm for Recessed Laboratory Units	AP280-230



Recessed Safety Station with
Drain Pan. Shown with Alarm.
GBF2150, AP280-230



Thermostatic Mixing Valves

Blend hot and cold water to deliver tepid water to emergency equipment.

- Precision wax-filled thermostatic actuator that automatically blends incoming water temperatures to factory preset 85F.
- Emergency mixing valves certified to ASSE 1071.
- Meets the requirements of the U.S Safe Drinking Water Act as lead-free.
- Built-in fail-safe feature allows delivery of cold water to emergency equipment during hot water supply malfunction. During cold water supply malfunction, valve closes to prevent scalding and will not deliver water.
- Inlets can be positioned on top, back or bottom. Furnished with stainless steel mounting bracket as standard.
- Valves are fully assembled and factory tested.


DESCRIPTION

MODEL

Tempering Valve for Eyewash, Eye/Face Wash and Drench Hose Units. 13 Gal. Capacity	G6020
Tempering Valve for Emergency Showers and Combination Safety Stations. 50 Gal. Capacity	G6040


G6020

Tempering Valve for Eyewash, Eye/Face Wash and Drench Hose Units



G6040

Tempering Valve for Emergency Shower and Combination Safety Stations



Freeze-Resistant Units

Electric heat-traced safety stations prevent freezing in extreme cold weather conditions.

- For use in environments down to -40°F.
- Heat-tracing cable wraps around internal pipe and activates when pipe temperature falls below 75°F to maintain tepid water within unit.
- Galvanized steel piping with UV-resistant orange ABS plastic jacket and polyethylene foam insulation.
- Requires 120 VAC single phase power supply.
- ANSI-compliant sign included.
- Unit is fully wired and factory tested prior to shipment. Ships fully assembled and crated.

DESCRIPTION

MODEL

Heated Safety Station with Eyewash, Top Inlet	GFR3100
Heated Safety Station with Eyewash, Top Inlet with Alarm Horn and Light	GFR3107
Heated Safety Station with Eyewash, Bottom Inlet	GFR3110
Heated Safety Station with Eyewash, Bottom Inlet with Alarm Horn and Light	GFR3117



GFR3100

Heated Safety Station with Eyewash, Top Inlet

GFR3107

Heated Safety Station with Eyewash, Top Inlet with Alarm Horn and Light



Guardian

1140 N North Branch St
Chicago, IL 60642
312 447 8100 TELEPHONE
312 447 8101 FACSIMILE